

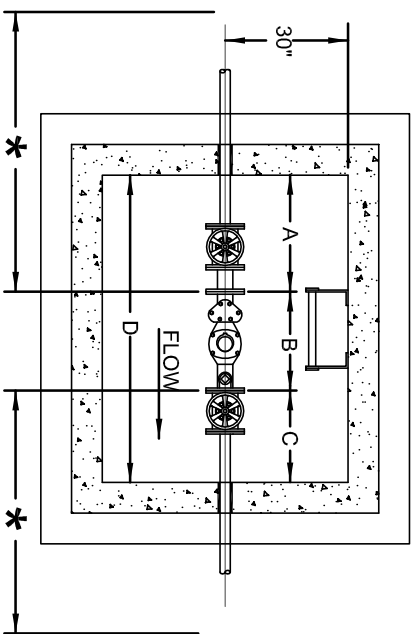
*** OMNI METER INSTALLATION INSTRUCTIONS**

1. WHEN INSTALLING SENSUS OMNI METERS WITH THE STRAINER, A MINIMUM OF 2 1/2 PIPE DIAMETERS OF STRAIGHT RUN OF PIPE OR EQUIVALENT FULL OPEN COMPONENTS IS REQUIRED UPSTREAM AND DOWNSTREAM OF THE METER OR STRAINER FLANGES. FULL OPEN FLOW COMPONENTS MAY CONSIST OF: STRAIGHT PIPE, FULL OPEN GATE VALVES, BYPASS TEES AND CONCENTRIC REDUCERS (1 NOMINAL PIPE SIZE REDUCTION ONLY). FOR ALL OTHER INSTALLATION CONFIGURATIONS, A MINIMUM OF 5 PIPE DIAMETERS OF STRAIGHT RUN IS REQUIRED UPSTREAM.

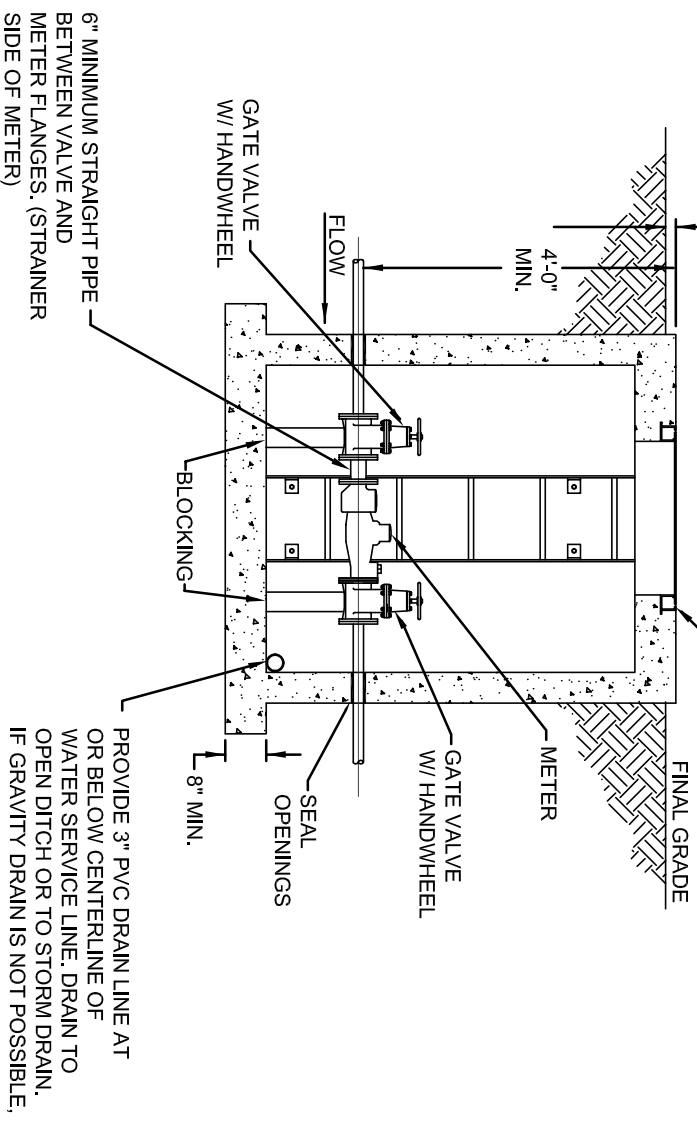
2. GATE VALVES LOCATED IMMEDIATELY UPSTREAM OR DOWNSTREAM ARE ACCEPTABLE. PROVIDED THEY ARE FULLY OPEN DURING METER SERVICE AND ARE NOT USED TO THROTTLE FLOW RATES THROUGH THE METER.

3. INSTALL NONCONCENTRIC REDUCERS, CHECK VALVES, BACKFLOW PREVENTERS, PRV (PRESSURE REDUCING VALVES), THROTTLING DEVICES, ALTITUDE VALVES NO CLOSER THAN 4 PIPE DIAMETERS DOWNSTREAM OF THE METER. ALWAYS AVOID PLACING ANY OF THESE DEVICES UPSTREAM OF ANY METER SINCE THE PLACEMENT WILL PUT THE METER IN A LOW PRESSURE ZONE THUS POSSIBLY CAUSING INCONSISTENT ACCURACY AND REDUCED LONGEVITY.

NOTE: OMNI METERS CAN BE INSTALLED VERTICALLY OR ROTATED ON THE BOLT PATTERN IN ANY ORIENTATION.



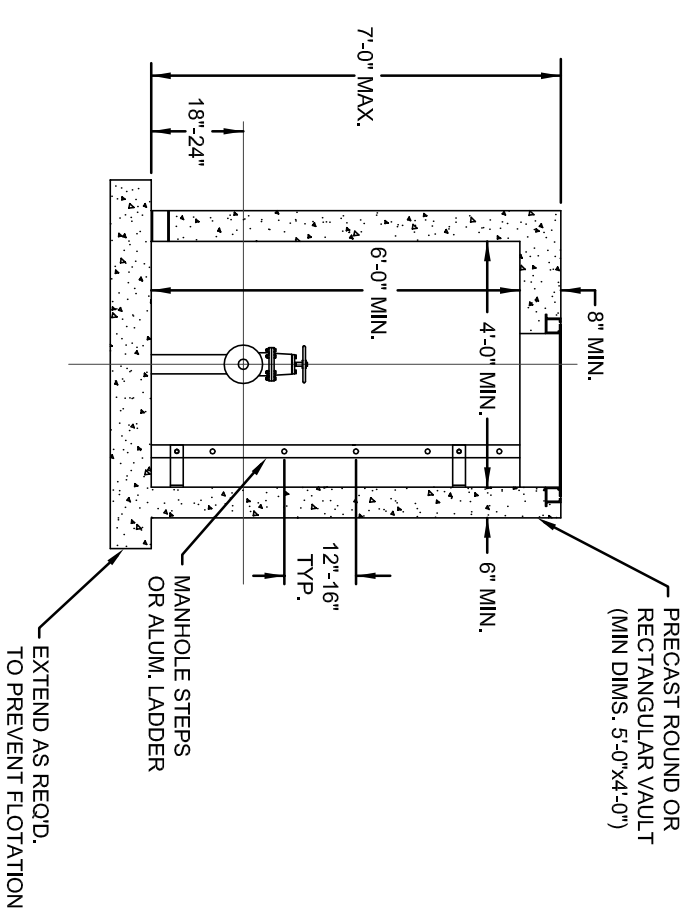
NOTE:
NO ELBOWS, BENDS, REDUCERS, BACKFLOW DEVICES OR PRESSURE REDUCING VALVES WITHIN DISTANCES OF "C" OR "D"




30"x30" ALUM. HATCH WITH HOLD-OPEN ARM, SLAM LOCK, COMPRESSION SPRING ASSIST, RECESSED HANDLE, CHANNEL FRAME ETC.

NOTE:
METER VAULTS DESIGNED FOR 1) DOMESTIC USE ONLY 8" AND LARGER MUST BE APPROVED BY THE DIRECTOR OF BCWS.
2) ALL DOMESTIC WATER METERS SHALL BE SENSUS OMNI C2 TYPES FOR SIZES OF 1 1/2" AND LARGER. NON-DOMESTIC, (IE: DEDUCT, IRRIGATION), MAY BE EITHER SENSUS OMNI T2 OR C2 TYPES FOR SIZES OF 1 1/2" AND LARGER.

| DESCRIPTION | MIN. | EXACT | MIN. | MIN. |
|-------------|------|-------|------|-------|
| 3" C2 OMNI | A | B | C | D |
| 3" T2 OMNI | 15" | 17" | 9" | 5'-0" |
| 4" C2 OMNI | 20" | 20" | 12" | 5'-0" |
| 4" T2 OMNI | 20" | 23" | 20" | 5'-0" |
| 6" C2 OMNI | 30" | 24" | 18" | 6'-0" |
| 6" T2 OMNI | 30" | 27" | 30" | 6'-6" |



STANDARD INSTALLATION FOR 3" AND LARGER WATER METERS



BUTLER COUNTY WATER AND SEWER
130 HIGH STREET
HAMILTON, OH 45011
TELEPHONE: 513-887-3066
FAX: 513-887-3777